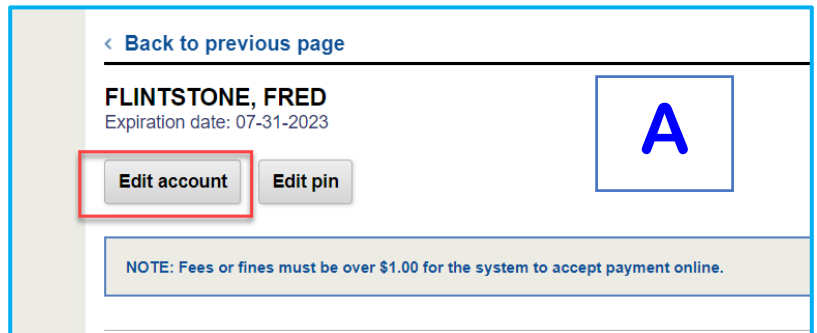


## Set the Hold Pickup Location in CountyCat

You may now set the default hold pickup location within your CountyCat record. Below are the steps to take to do this.

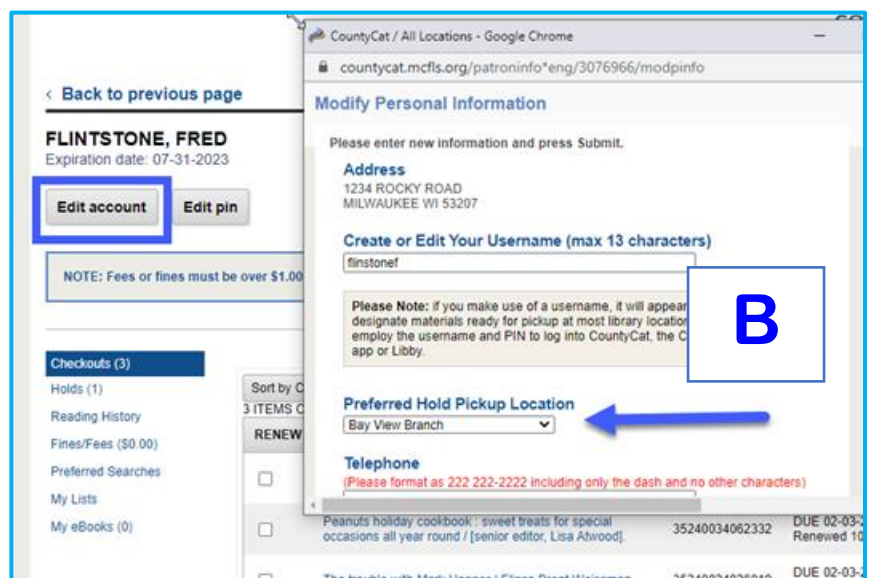
- A.** Log into CountyCat on a web browser such as Chrome or Safari. Click on the **Edit Account** button to go into the area where you update your library account.



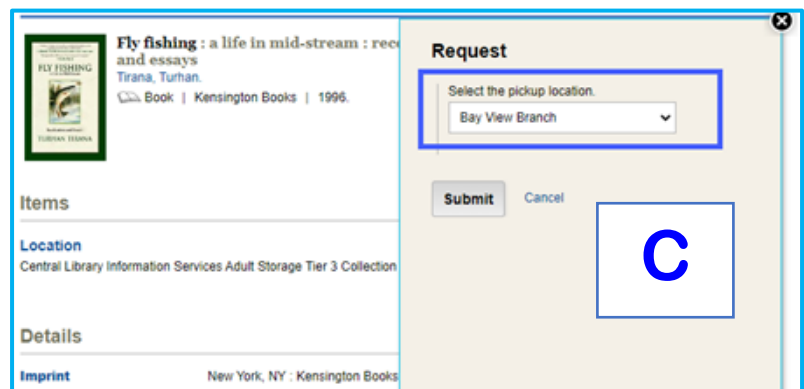
- B.** Look for a drop-down menu called **Preferred Hold Pickup Location**.

You may select and set any library location for your default hold pickup. The field is no longer directly tied to your residence.

NOTE: You may also ask library staff working at a public service desk, to make this change for you.



- C.** When you place a hold on a title in CountyCat, you'll then see the Hold Pickup Location applied.



The **CountyCat Mobile app** will also default to whatever hold pickup location is set in your CountyCat record. However, if you change the hold pickup location in the app, it will retain that location there until you change it. In this way, the hold pickup location in the app operates separately from that found in CountyCat.